

Supporting Information

Turner Tomaszewicz et al.

Intrapopulation variability in the timing of ontogenetic habitat shifts in sea turtles revealed using $\delta^{15}\text{N}$ values from bone growth rings

Files:

- Appendix S1: Methods
- Figure S1
- Figure S2
- Figure S3
- Table S1

Appendix S1: Methods

Sample collection

All research activities and permits were authorized by the Mexican government through SEMARNAP and SEMARNAT permits 150496-213-03, 280597-213-03, 190698-213-03, 280499-213-03, 280700-213-03, SGPA/DGVS/002 4661, SGPA/DGVS/10358, SGPA/DGVS/03501/06, SGPA/DGVS/03406/07, SGPA/DGVS/03481/09, SGPA/DGVS/04990/10, and SGPA/DGVS/04568/11.

Two groups of bones were collected and sampled for different purposes, one to construct the regional isotope characterization, the second to track the location of individual turtles over multiple years. The first group of bones, collected only from the foraging hotspot in the eastern Pacific Ocean near the Baja California Peninsula (BCP; Fig. 1), was used to investigate stable N ($\delta^{15}\text{N}$) isotope patterns of individual turtles by sequentially sampling distinct bone growth layers.

Supporting Information

A second group of samples was used to create a regional isotope characterization by using the $\delta^{15}\text{N}$ values of turtle bone at two specific locations, the neritic BCP and the oceanic central North Pacific (CNP). These samples will be referred to as “known-location” samples, and had multiple growth layers homogenized for analysis.

The humerus bones (n=47) collected from loggerheads to characterize the $\delta^{15}\text{N}$ values of the nearshore BCP habitat were collected from shoreline surveys of Playa San Lázaro (Fig. 1), Baja California Sur, Mexico, adjacent to the Gulf of Ulloa. This foraging area utilized by loggerheads in the eastern Pacific, near the BCP, is a productive upwelling region within the California Current Large Marine Ecosystem known for its high biodiversity (Etnoyer et al., 2006, Wingfield et al. 2011). To isotopically characterize the oceanic CNP habitat, humerus bones were collected from juvenile North Pacific loggerhead turtles captured as bycatch in the CNP. These bones were previously used in skeletochronology studies by Zug et al. (1995) and Turner Tomaszewicz et al. (2015a; see Zug et al. 1995 and Wetherall et al. 1993 for collection details).

Turtle body size (cm) was measured from the nuchal notch to the posterior marginal tip as either curved carapace length (CCL) or straightline carapace length (SCL; Wyneken 2001) which was converted to CCL. When we were unable to obtain a direct measure of CCL, we estimated it based on an animal's humerus diameter (see Turner Tomaszewicz et al. 2015a).

Skeletochronology

We used skeletochronology to estimate age at stranding for the 45 loggerhead turtles whose bones were collected from the BCP and used for sequential SIA in the current study. The skeletochronology portion (aging) for these 45 bones had been conducted in a previous study (Turner Tomaszewicz et al. 2015a). These humerus bones were cross-sectioned and two 3-mm

Supporting Information

sections removed, one for sequential SI sampling and one for skeletochronology processing, following the procedures described in Turner Tomaszewicz et al. (2015b, 2016).

Skeletochronology was applied to identify and measure annual growth layers separated by distinct lines of arrested growth (LAGs; Goshe et al. 2009, Avens and Snover 2013). Date (year), body size (CCL, cm), and age estimates were assigned to each growth layer following Snover et al. (2007) and Avens et al. (2013). Date and body size estimates were based on year of- and size at- stranding that corresponded to the outermost bone annual growth layer, and each subsequent inner layer was assigned a year and size estimate accordingly. We back-calculated body size estimates at each LAG as described in Snover et al. (2007) by applying the body proportional hypothesis (BPH)-corrected allometric equation (see below). To make the estimates more specific to North Pacific loggerheads, we used the minimum hatchling carapace length (4 cm) from Nishimura (1967, presented in Dodd 1988) for North Pacific loggerheads. There are no reliable data on minimum hatchling humerus diameter for North Pacific loggerheads, so we used the minimum hatchling humerus diameter data (1.5mm; min HD) from Northwestern Atlantic loggerheads (Zug et al. 1983, Zug 1986) for our estimates. The expected variation of this hatchling humerus diameter is minimal.

Stable isotope analysis

The 12 CNP and 47 BCP known-location bones used to create the regional isotope characterization were processed in a different method from the bones processed for sequential sampling. First, multiple outer (recent) growth layers were homogenized for stable isotope analysis. Second, the sequentially sampled bones were not processed at all prior to SI preparation and analysis, whereas the processing for the other bones for SIA included chemical treatments

Supporting Information

that separate organic and inorganic ^{13}C (Newsome et al. 2006, Post et al. 2007). These samples were demineralized with 0.5 M HCl for ~12-15 hours, rinsed with deionized-water to neutrality, then lipid extracted in a 2:1 chloroform/methanol mixture, then lyophilized. Approximately 1-mg of the demineralized, lipid extracted, and dried samples were weighed for stable isotope analysis. These preparation methods can affect carbon stable isotope values ($\delta^{13}\text{C}$) but not the $\delta^{15}\text{N}$ values (Post et al. 2007, Schlacher and Connolly 2014, Medeiros et al. 2015, Turner Tomaszewicz et al. 2015b). Therefore, all analysis in the current study used the $\delta^{15}\text{N}$ values from samples that were not pretreated.

Bone samples were analyzed for their $\delta^{15}\text{N}$ values by combustion in a Carlo Erba NA 1500 CNS elemental analyzer interfaced via a ConFlow II device to a Thermo Electron DeltaV Advantage isotope ratio mass spectrometer in the Stable Isotope Geochemistry Lab at the University of Florida, Gainesville. A conventional delta (δ) notation in parts per thousand or permil (‰) was used to express the stable isotope ratios of the samples relative to the isotope standards:

$$\delta X = ([R_{\text{sample}}/R_{\text{standard}}] - 1),$$

where the corresponding ratios of heavy to light isotopes ($^{15}\text{N}/^{14}\text{N}$) in the sample and standard are represented by R_{sample} and R_{standard} , respectively. In this analysis R_{standard} for $\delta^{15}\text{N}$ was atmospheric N_2 , and laboratory reference materials (USGS40) were calibrated at regular intervals against the standards. The average precision for these data was determined using the standard deviations around the means for the internal laboratory standards run at set intervals and was 0.08 ‰ for $\delta^{15}\text{N}$.

Back-calculating size estimates

Supporting Information

Carapace lengths at each LAG were estimated using the methods presented by Snover et al. (2007) Eqn 7: $L_i = [L_{op} + 1.96 (D_i - D_{op})^{1.10}](L_{final})[L_{op} + 1.96 (D_{final} - D_{op})^{1.10}]^{-1}$ where L_i is carapace length (cm) of the turtle at LAG i , D_i is the diameter (mm) of LAG i , L_{op} is the minimum carapace length (cm) of North Pacific loggerhead turtles at hatching, D_{op} is the minimum diameter (mm) of Northwestern Atlantic loggerhead humeri at hatching, L_{final} is the final carapace length (cm), and D_{final} is the final humerus diameter (mm). Based on the analysis of $n=157$ samples in Turner Tomaszewicz et al. (2015a), we applied the size back calculation protocol with slope $b_1 = 1.956$ and proportionality coefficient $c_1 = 1.096$. Assumptions specific to North Pacific loggerheads were minimum hatchling length (L_{op}) = 4 cm (Dodd 1988, from Nishimura 1967), and, from Northwestern Atlantic loggerheads, minimum hatchling HD (D_{op}) = 1.5 mm (Zug et al. 1983, Zug 1986).

Literature Cited

- Avens, L. A., and M. L. Snover. 2013. Age and age estimation in sea turtles. Pages 97–133 in J. Wyneken, K. J. Lohmann, and J. A. Musick, editors. *The Biology of Sea Turtles Volume III*. CRC Press Boca Raton, FL.
- Avens, L., L. R. Goshe, M. Pajuelo, K. A. Bjorndal, B. D. Macdonald, G. E. Lemons, A. B. Bolten, and J. A. Seminoff. 2013. Complementary skeletochronology and stable isotope analyses offer new insight into juvenile loggerhead sea turtle oceanic stage duration and growth dynamics. *Marine Ecology Progress Series* 491:235–251.

Supporting Information

Dodd, K. C. 1988. Synopsis of the biological data on the loggerhead sea turtle *Caretta caretta* (Linnaeus 1758). US Fish and Wildlife Service.

Etnoyer, P., D. Canny, B. Mate, L. Morgan, J. Ortegaortiz, and W. J. Nichols. 2006. Sea-surface temperature gradients across blue whale and sea turtle foraging trajectories off the Baja California Peninsula, Mexico. *Deep Sea Research Part II: Topical Studies in Oceanography* 53:340–358.

Goshe, L. R., L. Avens, J. Bybee, and A. A. Hohn. 2009. An Evaluation of Histological Techniques Used in Skeletochronological Age Estimation of Sea Turtles. *Chelonian Conservation and Biology* 8:217–222.

Medeiros, L., D. da Silveira Monteiro, R. Petitet, and L. Bugoni. 2015. Effects of lipid extraction on the isotopic values of sea turtle bone collagen. *Aquatic Biology* 23:191–199.

Newsome, S. D., P. L. Koch, M. A. Etnier, and D. Aurioles-Gamboa. 2006. Using carbon and nitrogen isotope values to investigate maternal strategies in northeast pacific otariids. *Marine Mammal Science* 22:556–572.

Post, D. M., C. A. Layman, D. A. Arrington, G. Takimoto, J. Quattrochi, and C. G. Montaña. 2007. Getting to the fat of the matter: models, methods and assumptions for dealing with lipids in stable isotope analyses. *Oecologia* 152:179–89.

Schlacher, T. A., and R. M. Connolly. 2014. Effects of acid treatment on carbon and nitrogen stable isotope ratios in ecological samples: a review and synthesis. *Methods in Ecology and Evolution* 5:541–550.

Snover, M. L., L. A. Avens, and A. A. Hohn. 2007. Back-calculating length from skeletal growth marks in loggerhead sea turtles *Caretta caretta*. *Endangered Species Research* 3:95–104.

Supporting Information

Turner Tomaszewicz, C. N., J. A. Seminoff, L. Avens, L. R. Goshe, S. H. Peckham, J. M.

Rguez-Baron, K. Bickerman, and C. M. Kurle. 2015a. Age and residency duration of loggerhead turtles at a North Pacific bycatch hotspot using skeletochronology. *Biological Conservation* 186:134–142.

Turner Tomaszewicz, C., J. A. Seminoff, M. D. Ramirez, and C. M. Kurle. 2015b. Effects of demineralization on the stable isotope analysis of bone samples. *Rapid Communications in Mass Spectrometry* 29:1879–1888.

Turner Tomaszewicz, C. N., J. A. Seminoff, L. Avens, and C. M. Kurle. 2016. Methods for sampling sequential annual bone growth layers for stable isotope analysis. *Methods in Ecology and Evolution*:1–9.

Wetherall, J. A., G. H. Balazs, R. A. Tokunaga, and M. Y. Y. Yong. 1993. Bycatch of marine turtles in North Pacific high-seas driftnet fisheries and impacts on the stocks. Pages 519–538 *in* J. Ito, W. Shaw, and R. L. Burgner, editors. *Symposium on Biology, Distribution, and Stock Assessment of Species Caught in the High Seas Driftneet Fisheries in the North Pacific Ocean*. International North Pacific Fisheries Commission Bulletin Number 53 (III), Vancouver, Canada.

Wingfield, D. K., S. H. Peckham, D. G. Foley, D. M. Palacios, B. E. Lavaniegos, R. Durazo, W. J. Nichols, D. a. Croll, and S. J. Bograd. 2011. The Making of a Productivity Hotspot in the Coastal Ocean. *PLoS ONE* 6:e27874.

Wyneken, J. 2001. *The Anatomy of Sea Turtles*. U.S. Department of Commerce NOAA Technical Memorandum NMFS-SEFSC-470, 1-172 pp.

Zug, G. R., A. Wynn, and C. Ruckdeschel. 1983. Age Estimates of Cumberland Island Loggerhead Sea Turtles. *Archives*:9–11.

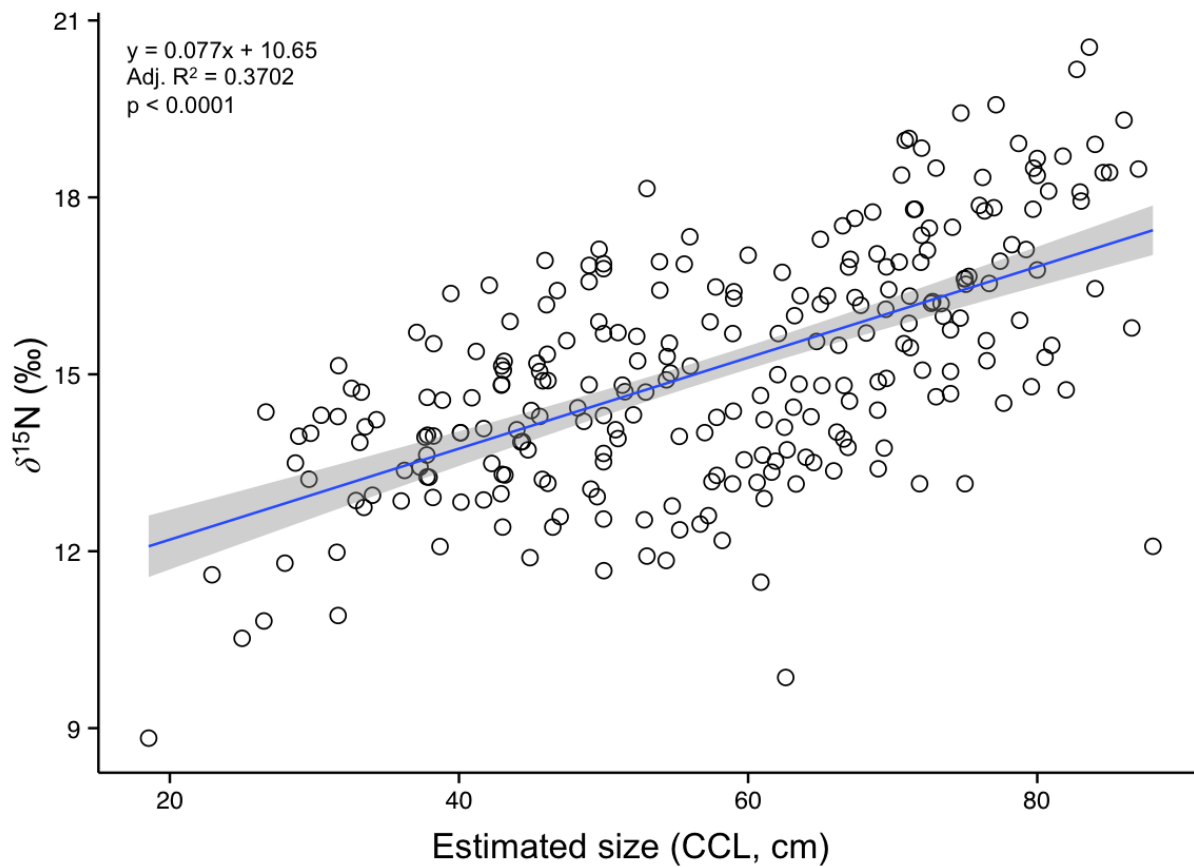
Supporting Information

Zug, G. R., A. H. Wynn, and C. Ruckdeschel. 1986. Age Determination of Loggerhead Sea Turtles, *Caretta caretta*, by Incremental Growth Marks in the Skeleton. *Smithsonian Contributions to Zoology*:1–34.

Zug, G. R., G. H. Balazs, and J. A. Wetherall. 1995. Growth in juvenile loggerhead sea turtles (*Caretta caretta*) in the north Pacific pelagic habitat. *Copeia*:484–487.

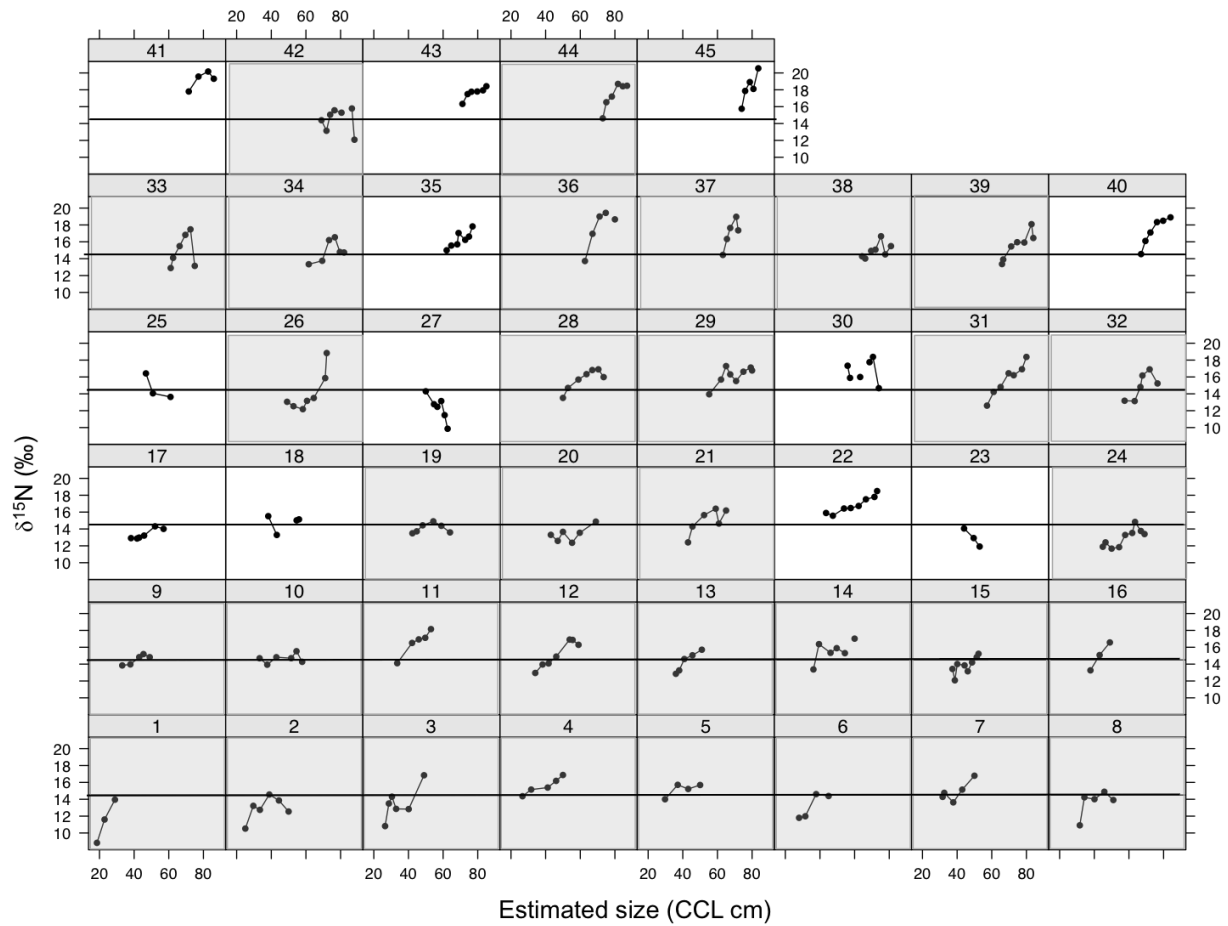
Supporting Information

Fig. S1 – Stable nitrogen isotope values ($\delta^{15}\text{N}$, ‰) from all 273 SIA sampled growth layers from 45 different loggerhead bones, aligned with corresponding estimated body sizes (curved carapace length, CCL, cm). Regression line with 95% confidence intervals (grey shading), shows significant positive correlation ($p < 0.0001$, $F_{256} = 152.1$). Calculations conducted in R, using `ggplot`, `geom_smooth(method=lm)`.



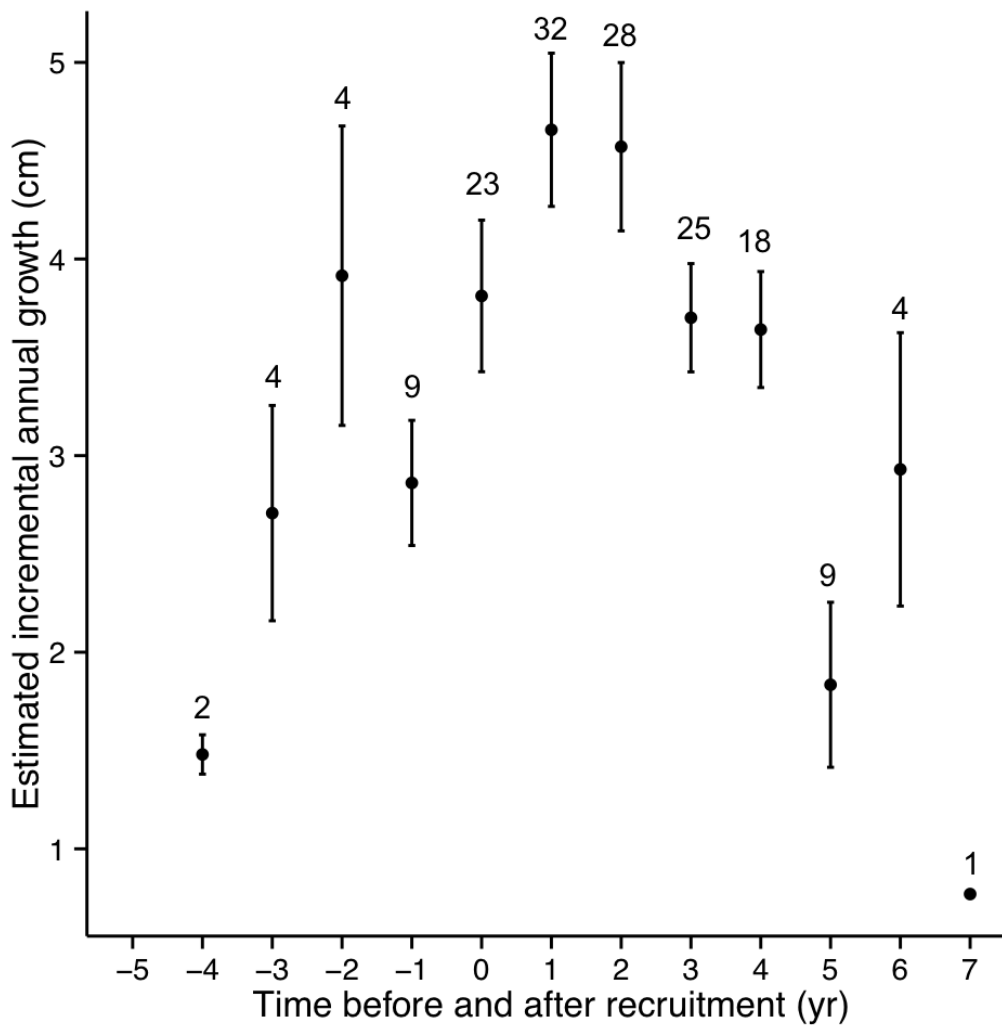
Supporting Information

Fig 2S –The stable nitrogen isotope ($\delta^{15}\text{N}$) values (‰), with corresponding estimated body size (curved carapace length, CCL, cm) of each annual growth layer sampled (n=45 turtles). Gray shading indicates the 33 turtles for which the transition year was identified based on the $\delta^{15}\text{N}_{\text{HS}}$ value shown by the black horizontal line (see text and Fig. 1c for details).



Supporting Information

Fig. S3 – Mean annual growth in carapace length (cm), based on differences measured between annual growth layer increments, as described in Snover et al. (2010), in relation to timing of recruitment to the BCP for 33 individual turtles. Standard error noted in bars, and sample size of increment growth shown for each year as the value above error bars. Recruitment year, noted as positive values on the x-axis, was determined by the $\delta^{15}\text{N}_{\text{HS}}$ value described in text, and 0 and negative values indicate years spent in the CNP and pelagic habitats, prior to recruitment to the BCP.



Supporting Information

Table S1 – Stable nitrogen isotope values ($\delta^{15}\text{N}$, ‰), percent N (%N), and estimated body size (CCL, cm) and estimated age for all 273 growth layers sampled from all 45 turtles.

(See attached).

| Turtle Number | LAG ID | d15N | %N | Estimated CCL (cm) | Estimated Age |
|----------------------|---------------|-------------|-----------|---------------------------|----------------------|
| 1 | LAG_A | 9 | 4.16 | 18.5 | 0 |
| 1 | LAG_B | 12 | 4.27 | 22.9 | 1 |
| 1 | LAG_C | 14 | 7.26 | 28.9 | 2 |
| 1 | LAG_D | NA | NA | 30.0 | 3 |
| 2 | LAG_A | 11 | 4.42 | 25.0 | 4 |
| 2 | LAG_B | 13 | 4.28 | 29.6 | 5 |
| 2 | LAG_C | 13 | 4.43 | 33.4 | 6 |
| 2 | LAG_D | 15 | 4.58 | 38.9 | 7 |
| 2 | LAG_E | 14 | 5.26 | 44.4 | 8 |
| 2 | LAG_F | 13 | 6.50 | 50.0 | 9 |
| 3 | LAG_A | 11 | 4.60 | 26.5 | 4 |
| 3 | LAG_B | 13 | 4.33 | 28.7 | 5 |
| 3 | LAG_C | 14 | 4.18 | 30.5 | 6 |
| 3 | LAG_D | 13 | 4.38 | 32.9 | 7 |
| 3 | LAG_E | 13 | 4.81 | 40.1 | 8 |
| 3 | LAG_F | 17 | 7.64 | 49.0 | 9 |
| 4 | LAG_A | 14 | 4.46 | 26.6 | 4 |
| 4 | LAG_B | 15 | 4.31 | 31.7 | 5 |
| 4 | LAG_C | 15 | 4.41 | 41.2 | 6 |
| 4 | LAG_D | 16 | 4.43 | 46.1 | 7 |
| 4 | LAG_E | 17 | 5.14 | 50.0 | 8 |
| 5 | LAG_A | NA | NA | 27.5 | 3 |
| 5 | LAG_B | 14 | 4.12 | 29.7 | 4 |
| 5 | LAG_C | 16 | 4.31 | 37.1 | 5 |
| 5 | LAG_D | 15 | 4.70 | 43.1 | 6 |
| 5 | LAG_E | 16 | 5.83 | 50.0 | 7 |
| 6 | LAG_A | 12 | 4.43 | 28.0 | 4 |
| 6 | LAG_B | 12 | 4.68 | 31.6 | 5 |
| 6 | LAG_C | 15 | 4.74 | 37.8 | 6 |
| 6 | LAG_D | 14 | 5.57 | 45.0 | 7 |
| 7 | LAG_A | 14 | 4.36 | 31.6 | 5 |
| 7 | LAG_B | 15 | 3.99 | 32.6 | 6 |
| 7 | LAG_C | 14 | 4.63 | 37.8 | 7 |
| 7 | LAG_D | 15 | 4.80 | 43.0 | 8 |
| 7 | LAG_E | 17 | 4.88 | 50.0 | 9 |
| 8 | LAG_A | 11 | 4.11 | 31.6 | 4 |
| 8 | LAG_B | 14 | 4.32 | 34.3 | 5 |
| 8 | LAG_C | 14 | 4.18 | 40.1 | 6 |
| 8 | LAG_D | 15 | 4.56 | 45.8 | 7 |
| 8 | LAG_E | 14 | 5.32 | 51.0 | 8 |
| 9 | LAG_A | 14 | 4.21 | 33.1 | 6 |
| 9 | LAG_B | 14 | 4.15 | 37.8 | 7 |

| | | | | | |
|----|-------|----|------|------|----|
| 9 | LAG_C | 15 | 4.10 | 43.0 | 8 |
| 9 | LAG_D | 15 | 4.85 | 45.4 | 9 |
| 9 | LAG_E | 15 | 7.83 | 49.0 | 10 |
| 10 | LAG_A | 15 | 4.23 | 33.2 | 5 |
| 10 | LAG_B | 14 | 4.34 | 37.6 | 6 |
| 10 | LAG_C | 15 | 4.51 | 42.9 | 7 |
| 10 | LAG_D | 15 | 4.75 | 51.5 | 8 |
| 10 | LAG_E | 16 | 4.89 | 54.6 | 9 |
| 10 | LAG_F | 14 | 5.44 | 57.8 | 10 |
| 10 | LAG_G | NA | NA | 58.0 | 11 |
| 11 | LAG_A | 14 | 4.00 | 33.5 | 4 |
| 11 | LAG_B | 17 | 4.04 | 42.1 | 5 |
| 11 | LAG_C | 17 | 4.23 | 46.0 | 6 |
| 11 | LAG_D | 17 | 4.63 | 49.7 | 7 |
| 11 | LAG_E | 18 | 5.87 | 53.0 | 8 |
| 12 | LAG_A | 13 | 4.13 | 34.0 | 6 |
| 12 | LAG_B | 14 | 4.02 | 38.2 | 7 |
| 12 | LAG_C | 14 | 4.19 | 41.7 | 8 |
| 12 | LAG_D | 15 | 4.28 | 46.2 | 9 |
| 12 | LAG_E | 17 | 4.54 | 53.9 | 10 |
| 12 | LAG_F | 17 | 4.40 | 55.6 | 11 |
| 12 | LAG_G | 16 | 4.82 | 59.0 | 12 |
| 13 | LAG_A | 13 | 4.04 | 36.0 | 6 |
| 13 | LAG_B | 13 | 4.16 | 37.9 | 7 |
| 13 | LAG_C | 15 | 4.31 | 40.9 | 8 |
| 13 | LAG_D | 15 | 4.61 | 45.6 | 9 |
| 13 | LAG_E | 16 | 5.15 | 51.0 | 10 |
| 14 | LAG_A | 13 | 3.91 | 36.2 | 5 |
| 14 | LAG_B | 16 | 4.02 | 39.4 | 6 |
| 14 | LAG_C | 15 | 4.05 | 46.1 | 7 |
| 14 | LAG_D | 16 | 4.23 | 49.7 | 8 |
| 14 | LAG_E | 15 | 4.48 | 54.4 | 9 |
| 14 | LAG_F | NA | NA | 55.2 | 10 |
| 14 | LAG_G | 17 | 6.91 | 60.0 | 11 |
| 15 | LAG_A | 13 | 3.94 | 37.3 | 7 |
| 15 | LAG_B | 12 | 4.37 | 38.7 | 8 |
| 15 | LAG_C | 14 | 4.08 | 40.1 | 9 |
| 15 | LAG_D | 14 | 4.22 | 44.3 | 10 |
| 15 | LAG_E | 13 | 4.34 | 46.1 | 11 |
| 15 | LAG_F | 14 | 4.49 | 48.6 | 12 |
| 15 | LAG_G | 15 | 5.01 | 51.3 | 13 |
| 15 | LAG_H | 15 | 6.03 | 52.4 | 14 |
| 15 | LAG_I | NA | NA | 53.0 | 15 |

| | | | | | |
|----|-------|----|------|------|----|
| 15 | LAG_J | NA | NA | 53.0 | 16 |
| 16 | LAG_A | 13 | 4.48 | 37.8 | 5 |
| 16 | LAG_B | 15 | 4.50 | 43.1 | 6 |
| 16 | LAG_C | 17 | 4.83 | 49.0 | 7 |
| 17 | LAG_A | 13 | 4.26 | 38.2 | 7 |
| 17 | LAG_B | 13 | 4.53 | 41.7 | 8 |
| 17 | LAG_C | 13 | 4.53 | 42.9 | 9 |
| 17 | LAG_D | 13 | 4.60 | 45.8 | 10 |
| 17 | LAG_E | 14 | 4.61 | 52.1 | 11 |
| 17 | LAG_F | 14 | 5.98 | 57.0 | 12 |
| 18 | LAG_A | 16 | 4.12 | 38.2 | 7 |
| 18 | LAG_B | 13 | 4.55 | 43.2 | 8 |
| 18 | LAG_C | NA | 4.61 | 50.8 | 9 |
| 18 | LAG_D | 15 | 6.05 | 54.6 | 10 |
| 18 | LAG_E | 15 | 9.15 | 56.0 | 11 |
| 19 | LAG_A | 13 | 4.08 | 42.3 | 7 |
| 19 | LAG_B | 14 | 3.99 | 44.8 | 8 |
| 19 | LAG_C | 14 | 4.56 | 48.2 | 9 |
| 19 | LAG_D | 15 | 4.23 | 54.3 | 10 |
| 19 | LAG_E | 14 | 4.86 | 59.0 | 11 |
| 19 | LAG_F | 14 | 5.27 | 64.0 | 12 |
| 20 | LAG_A | 13 | 4.14 | 43.0 | 10 |
| 20 | LAG_B | 13 | 4.22 | 47.0 | 11 |
| 20 | LAG_C | 14 | 4.10 | 50.0 | 12 |
| 20 | LAG_D | 12 | 4.71 | 55.3 | 13 |
| 20 | LAG_E | 14 | 4.35 | 59.7 | 14 |
| 20 | LAG_F | 15 | 4.82 | 69.0 | 15 |
| 21 | LAG_A | 12 | 4.55 | 43.0 | 8 |
| 21 | LAG_B | 14 | 4.21 | 45.6 | 9 |
| 21 | LAG_C | 16 | 4.28 | 52.3 | 10 |
| 21 | LAG_D | 16 | 4.26 | 59.0 | 11 |
| 21 | LAG_E | 15 | 4.78 | 60.9 | 12 |
| 21 | LAG_F | 16 | 4.96 | 65.0 | 13 |
| 22 | LAG_A | 16 | 3.88 | 43.5 | 8 |
| 22 | LAG_B | 16 | 3.87 | 47.5 | 9 |
| 22 | LAG_C | 16 | 3.74 | 53.9 | 10 |
| 22 | LAG_D | 16 | 3.77 | 57.8 | 11 |
| 22 | LAG_E | 17 | 3.91 | 62.4 | 12 |
| 22 | LAG_F | 18 | 4.00 | 66.5 | 13 |
| 22 | LAG_G | 18 | 4.27 | 71.4 | 14 |
| 22 | LAG_H | 18 | 4.58 | 73.0 | 15 |
| 23 | LAG_A | 14 | 4.36 | 44.0 | 10 |
| 23 | LAG_B | 13 | 4.87 | 49.6 | 11 |

| | | | | | |
|----|-------|----|------|------|----|
| 23 | LAG_C | 12 | 7.63 | 53.0 | 12 |
| 24 | LAG_A | 12 | 4.03 | 44.9 | 8 |
| 24 | LAG_B | 12 | 4.06 | 46.5 | 9 |
| 24 | LAG_C | 12 | 4.13 | 50.0 | 10 |
| 24 | LAG_D | 12 | 4.03 | 54.3 | 11 |
| 24 | LAG_E | 13 | 4.23 | 57.8 | 12 |
| 24 | LAG_F | 14 | 4.25 | 61.9 | 13 |
| 24 | LAG_G | 15 | 4.43 | 63.5 | 14 |
| 24 | LAG_H | 14 | 4.82 | 66.9 | 15 |
| 24 | LAG_I | 13 | 5.54 | 69.0 | 16 |
| 25 | LAG_A | 16 | 4.21 | 46.8 | 8 |
| 25 | LAG_B | 14 | 4.86 | 50.8 | 9 |
| 25 | LAG_C | 14 | 5.44 | 61.0 | 10 |
| 26 | LAG_A | 13 | 4.16 | 49.1 | 10 |
| 26 | LAG_B | 13 | 4.17 | 52.8 | 11 |
| 26 | LAG_C | 12 | 4.20 | 58.2 | 12 |
| 26 | LAG_D | 13 | 4.30 | 60.6 | 13 |
| 26 | LAG_E | 14 | 4.33 | 64.5 | 14 |
| 26 | LAG_F | 16 | 4.42 | 71.1 | 15 |
| 26 | LAG_G | 19 | 4.76 | 72.0 | 16 |
| 27 | LAG_A | 14 | 3.99 | 50.0 | 12 |
| 27 | LAG_B | 13 | 4.51 | 54.7 | 13 |
| 27 | LAG_C | 12 | 4.51 | 56.7 | 14 |
| 27 | LAG_D | 13 | 4.53 | 58.9 | 17 |
| 27 | LAG_E | 11 | 5.15 | 60.9 | 18 |
| 27 | LAG_F | 10 | 6.15 | 62.6 | 20 |
| 28 | LAG_A | 14 | 4.55 | 50.0 | 12 |
| 28 | LAG_B | 15 | 4.20 | 52.9 | 13 |
| 28 | LAG_C | 16 | 4.36 | 58.9 | 14 |
| 28 | LAG_D | 16 | 4.23 | 63.6 | 15 |
| 28 | LAG_E | 17 | 4.36 | 66.9 | 16 |
| 28 | LAG_F | 17 | 4.60 | 70.5 | 17 |
| 28 | LAG_G | 16 | 5.05 | 73.5 | 18 |
| 29 | LAG_A | 14 | 3.91 | 55.2 | 12 |
| 29 | LAG_B | 16 | 3.97 | 62.1 | 13 |
| 29 | LAG_C | 17 | 3.91 | 65.0 | 14 |
| 29 | LAG_D | 16 | 4.22 | 67.4 | 15 |
| 29 | LAG_E | 16 | 4.09 | 70.8 | 16 |
| 29 | LAG_F | 17 | 4.17 | 75.0 | 17 |
| 29 | LAG_G | 17 | 4.79 | 79.2 | 18 |
| 29 | LAG_H | 17 | 8.26 | 80.0 | 19 |
| 30 | LAG_A | 17 | 4.23 | 56.0 | 13 |
| 30 | LAG_B | 16 | 4.25 | 57.4 | 14 |

| | | | | | |
|----|-------|----|------|------|----|
| 30 | LAG_C | NA | 4.13 | 60.2 | 15 |
| 30 | LAG_D | 16 | 4.24 | 63.2 | 16 |
| 30 | LAG_E | NA | 4.21 | 65.9 | 17 |
| 30 | LAG_F | 18 | 4.26 | 68.6 | 18 |
| 30 | LAG_G | 18 | 4.63 | 70.6 | 19 |
| 30 | LAG_H | 15 | 6.12 | 74.0 | 20 |
| 31 | LAG_A | 13 | 3.94 | 57.2 | 12 |
| 31 | LAG_B | 14 | 4.02 | 61.1 | 13 |
| 31 | LAG_C | 15 | 4.22 | 65.1 | 14 |
| 31 | LAG_D | 16 | 4.23 | 69.7 | 16 |
| 31 | LAG_E | 16 | 4.38 | 72.7 | 17 |
| 31 | LAG_F | 17 | 4.64 | 77.4 | 18 |
| 31 | LAG_G | 18 | 4.86 | 80.0 | 19 |
| 32 | LAG_A | 13 | 3.94 | 57.5 | 12 |
| 32 | LAG_B | 13 | 4.24 | 63.3 | 13 |
| 32 | LAG_C | 15 | 3.86 | 66.6 | 14 |
| 32 | LAG_D | 16 | 4.37 | 67.8 | 15 |
| 32 | LAG_E | 17 | 4.68 | 71.9 | 16 |
| 32 | LAG_F | 15 | 5.36 | 76.5 | 17 |
| 32 | LAG_G | NA | NA | 77.0 | 18 |
| 33 | LAG_A | 13 | 4.28 | 61.1 | 14 |
| 33 | LAG_B | 14 | 4.05 | 62.5 | 15 |
| 33 | LAG_C | 15 | 4.26 | 66.3 | 16 |
| 33 | LAG_D | 17 | 4.15 | 69.6 | 17 |
| 33 | LAG_E | 17 | 4.41 | 72.5 | 19 |
| 33 | LAG_F | 13 | 6.16 | 75.0 | 21 |
| 34 | LAG_A | 13 | 5.10 | 61.6 | 15 |
| 34 | LAG_B | 14 | 4.54 | 69.4 | 16 |
| 34 | LAG_C | 16 | 4.29 | 73.4 | 17 |
| 34 | LAG_D | 17 | 4.39 | 76.7 | 18 |
| 34 | LAG_E | 15 | 4.99 | 79.6 | 19 |
| 34 | LAG_F | 15 | 6.88 | 82.0 | 20 |
| 35 | LAG_A | 15 | 4.18 | 62.1 | 12 |
| 35 | LAG_B | 16 | 4.12 | 64.7 | 13 |
| 35 | LAG_C | 16 | 4.14 | 68.2 | 14 |
| 35 | LAG_D | 17 | 3.94 | 68.9 | 15 |
| 35 | LAG_E | 16 | 4.25 | 72.8 | 17 |
| 35 | LAG_F | 17 | 6.34 | 75.0 | 18 |
| 35 | LAG_G | 18 | 8.41 | 77.0 | 19 |
| 36 | LAG_A | 14 | 4.28 | 62.7 | 13 |
| 36 | LAG_B | 17 | 4.22 | 67.1 | 14 |
| 36 | LAG_C | 19 | 4.18 | 71.1 | 15 |
| 36 | LAG_D | 19 | 4.43 | 74.7 | 16 |

| | | | | | |
|----|-------|----|------|------|----|
| 36 | LAG_E | NA | NA | 78.2 | 17 |
| 36 | LAG_F | 19 | 4.66 | 80.0 | 18 |
| 37 | LAG_A | 14 | 3.98 | 63.1 | 16 |
| 37 | LAG_B | 16 | 4.75 | 65.5 | 18 |
| 37 | LAG_C | 18 | 4.32 | 67.4 | 19 |
| 37 | LAG_D | 19 | 4.20 | 70.9 | 20 |
| 37 | LAG_E | 17 | 4.22 | 72.0 | 21 |
| 38 | LAG_A | 14 | 4.40 | 64.4 | 14 |
| 38 | LAG_B | 14 | 4.61 | 66.1 | 15 |
| 38 | LAG_C | NA | NA | 67.3 | 16 |
| 38 | LAG_D | 15 | 5.92 | 69.6 | 17 |
| 38 | LAG_E | 15 | 3.86 | 72.1 | 18 |
| 38 | LAG_F | 17 | 4.24 | 75.3 | 19 |
| 38 | LAG_G | 15 | 4.72 | 77.7 | 20 |
| 38 | LAG_H | 15 | 4.34 | 81.0 | 21 |
| 39 | LAG_A | 13 | 4.71 | 65.9 | 15 |
| 39 | LAG_B | 14 | 4.78 | 66.6 | 16 |
| 39 | LAG_C | 15 | 4.62 | 71.2 | 17 |
| 39 | LAG_D | 16 | 4.48 | 74.7 | 18 |
| 39 | LAG_E | 16 | 4.70 | 78.8 | 19 |
| 39 | LAG_F | 18 | 4.74 | 83.0 | 21 |
| 39 | LAG_G | 16 | 5.23 | 84.0 | 22 |
| 40 | LAG_A | 15 | 4.30 | 67.0 | 15 |
| 40 | LAG_B | 16 | 4.21 | 69.5 | 16 |
| 40 | LAG_C | 17 | 4.07 | 72.4 | 17 |
| 40 | LAG_D | 18 | 4.09 | 76.2 | 18 |
| 40 | LAG_E | 18 | 4.26 | 79.7 | 19 |
| 40 | LAG_F | 19 | 4.17 | 84.0 | 20 |
| 41 | LAG_A | NA | NA | 67.7 | 13 |
| 41 | LAG_B | NA | NA | 69.3 | 14 |
| 41 | LAG_C | 18 | 3.80 | 71.5 | 15 |
| 41 | LAG_D | 20 | 5.50 | 77.1 | 16 |
| 41 | LAG_E | 20 | 4.20 | 82.7 | 17 |
| 41 | LAG_F | 19 | 6.50 | 86.0 | 18 |
| 42 | LAG_A | 14 | 4.01 | 69.0 | 16 |
| 42 | LAG_B | 13 | 5.07 | 71.9 | 17 |
| 42 | LAG_C | 15 | 4.49 | 74.0 | 18 |
| 42 | LAG_D | 16 | 4.28 | 76.5 | 19 |
| 42 | LAG_E | 15 | 4.62 | 80.5 | 20 |
| 42 | LAG_F | NA | NA | 81.0 | 21 |
| 42 | LAG_G | 16 | 5.04 | 86.5 | 22 |
| 42 | LAG_H | 12 | 6.17 | 88.0 | 23 |
| 43 | LAG_A | 16 | 4.07 | 71.2 | 16 |

| | | | | | |
|----|-------|----|------|------|----|
| 43 | LAG_B | 17 | 4.14 | 74.1 | 17 |
| 43 | LAG_C | 18 | 4.44 | 76.4 | 18 |
| 43 | LAG_D | 18 | 4.53 | 79.7 | 19 |
| 43 | LAG_E | 18 | 4.62 | 83.0 | 20 |
| 43 | LAG_F | 18 | 5.07 | 85.0 | 21 |
| 44 | LAG_A | 15 | 4.72 | 73.0 | 16 |
| 44 | LAG_B | 17 | 4.29 | 75.1 | 17 |
| 44 | LAG_C | 17 | 4.15 | 78.2 | 18 |
| 44 | LAG_D | 19 | 4.31 | 81.8 | 19 |
| 44 | LAG_E | 18 | 4.40 | 84.6 | 20 |
| 44 | LAG_F | 18 | 4.72 | 87.0 | 21 |
| 45 | LAG_A | 16 | 4.51 | 74.0 | 16 |
| 45 | LAG_B | 18 | 4.39 | 76.0 | 17 |
| 45 | LAG_C | 19 | 4.35 | 78.7 | 18 |
| 45 | LAG_D | 18 | 4.54 | 80.8 | 19 |
| 45 | LAG_E | 21 | 4.52 | 83.6 | 20 |